



lumini Solucoes em Iluminacao LTDA
www.lumini.com.br
Email:laboratorio@lumini.com.br
Tel:+55 11 3437-5555 Fax:+55 11 3437-5555
Address:Rua Ferreira Viana, 716 - Socorro - São Paulo/SP

lumini

LumCAT:

Luminaire: focus sm a dl serie 2 e

LampCAT: modulo led 10.5W 30K irc 90

Ballast type: led driver 700mA

Report No:

Voltage(V): 127.8400

Test No:

Current(A): 0.1020

Number of Lamps: 1

Power (W): 12.6900

Lamp flux(lm): 1485.0

PF: 0.9730

Length(mm): 89

Width(mm): 89

Phm Type: C

Height(mm): 0

Photometric Results

Lumens(lm): 854.34, Efficiency(%): 57.53% , Luminous Efficacy(lm/W): 67.32

Central intensity(cd): 428.300, Maximum intensity(cd): 428.300

Angle of maximum intensity: C=0.0 γ =0.0

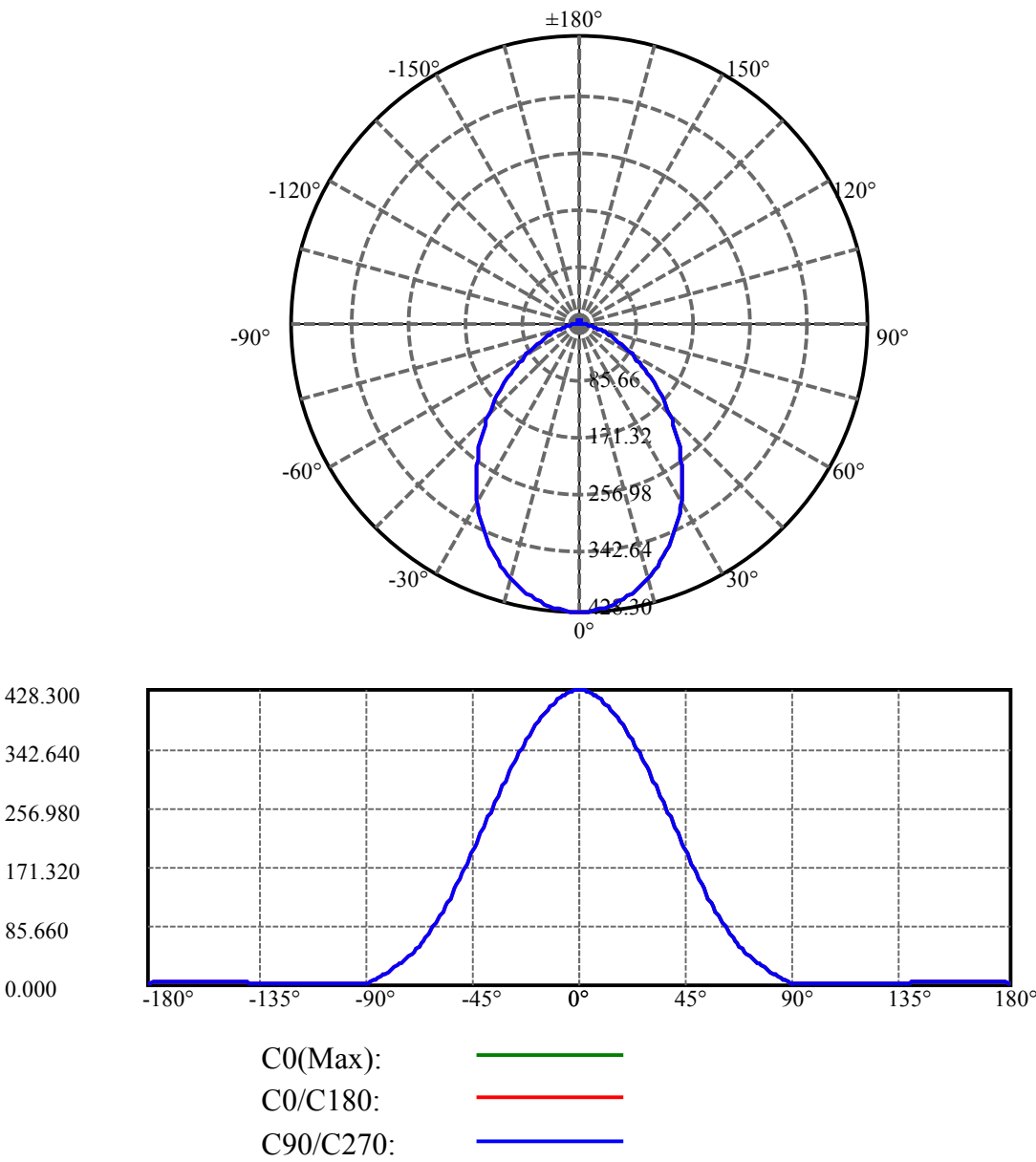
Beam angle of C0 plane : 83.87

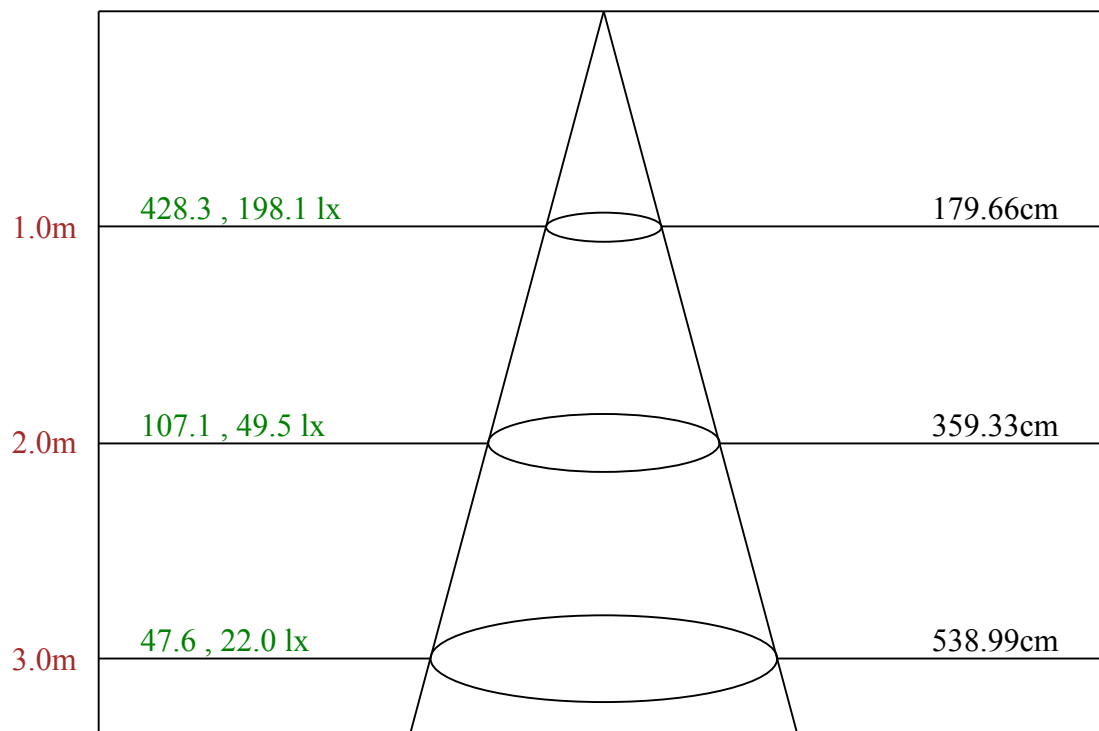
Aveage BeamAngle(IEC 61341):83.87

Equipment: equipamento lumini
Temperature(°C): 25.0

Date: 02/06/2025
Humidity(%): 58.0%

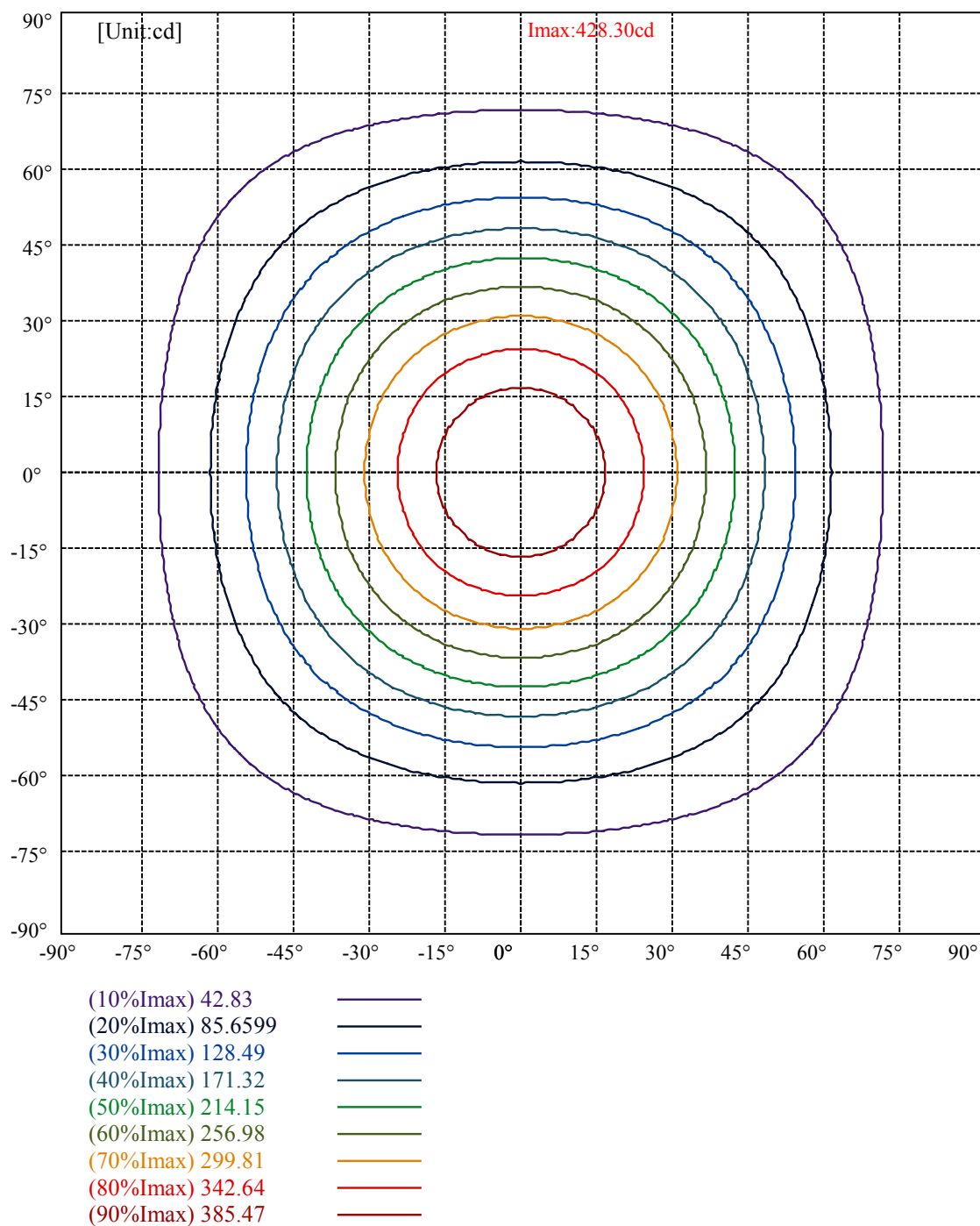
Operator: 01
Distance(m): 6.90





Max , Ave

Beam angle of C0 plane 83.87



lumini

Luminance Limiting Curve(no luminous side)

Appendix Page: 5 Total:6

Luminance Table

γ	45	50	55	60	65	70	75	80	85
C0	34095	30210	26432	22675	19252	16809	14964	13902	12853
C45	34095	30210	26432	22675	19252	16809	14964	13902	12853
C90	34095	30210	26432	22675	19252	16809	14964	13902	12853

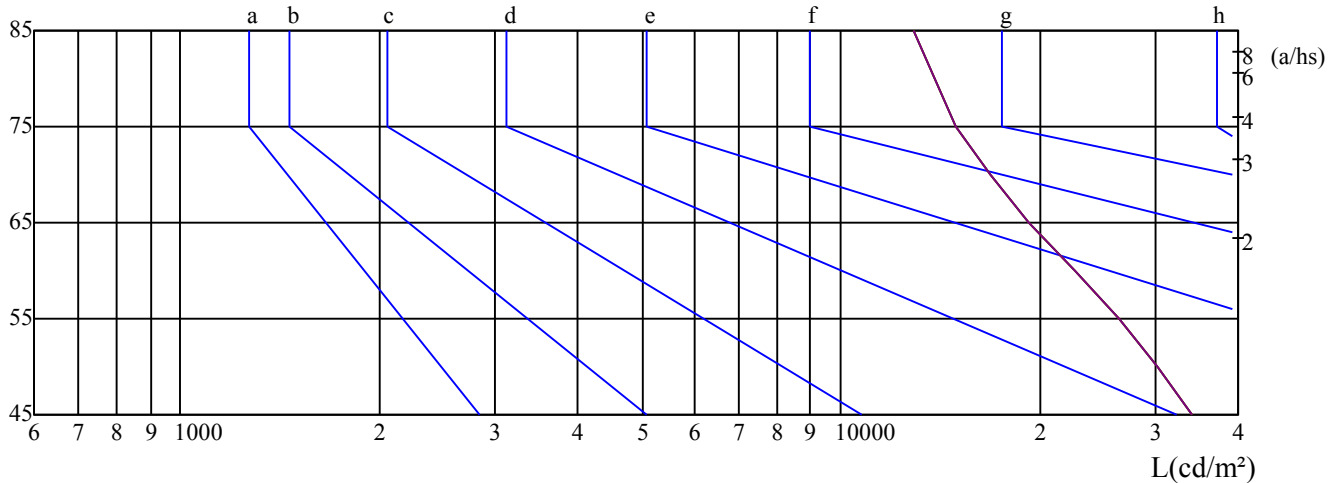
L(Hor)(65)	L(Ver)(65)	L45(65)	L(Hor)(75)	L(Ver)(75)	L45(75)	L(Hor)(85)	L(Ver)(85)	L45(85)
19252	19252	19252	14964	14964	14964	12853	12853	12853

Glare Table

Glare	Quality	Service Values Illuminance(lx)							
1.15	A	2000	1000	500	≤ 300				
1.5	B		2000	1000	500	≤ 300			
1.85	C			2000	1000	500	≤ 300		
2.2	D				2000	1000	500	≤ 300	
2.55	E					2000	1000	500	≤ 300
		a	b	c	d	e	f	g	h

Luminance Limiting Curve

$\gamma(^{\circ})$



C0 ———

C45 ———

C90 ———

Equipment: equipamento lumini
Temperature($^{\circ}\text{C}$): 25.0

Date: 02/06/2025
Humidity(%): 58.0%

Operator: 01
Distance(m): 6.90

Illumination assessment according UGR											
Rf of Ceiling	70	70	50	50	30	70	70	50	50	30	
Rf of Wall	50	30	50	30	30	50	30	50	30	30	
Rf of Floor	20	20	20	20	20	20	20	20	20	20	
Room dimensions		Viewed crosswise					Viewed endwise				
X	Y										
2H	2H	23.47	24.90	23.87	25.27	25.64	23.48	24.91	23.88	25.28	25.65
	3H	24.42	25.71	24.84	26.09	26.49	24.41	25.69	24.83	26.08	26.48
	4H	24.75	25.96	25.19	26.36	26.78	24.74	25.95	25.18	26.35	26.77
	6H	25.05	26.16	25.49	26.58	27.03	25.05	26.17	25.50	26.59	27.04
	8H	25.12	26.20	25.57	26.62	27.08	25.14	26.21	25.59	26.64	27.10
	12H	25.16	26.19	25.62	26.63	27.09	25.18	26.21	25.64	26.65	27.11
4H	2H	23.94	25.14	24.37	25.54	25.96	23.95	25.15	24.38	25.55	25.97
	3H	25.03	26.05	25.49	26.48	26.95	25.02	26.03	25.48	26.47	26.94
	4H	25.52	26.41	25.99	26.87	27.37	25.51	26.40	25.98	26.87	27.36
	6H	25.88	26.67	26.38	27.16	27.66	25.89	26.69	26.39	27.17	27.67
	8H	26.03	26.77	26.54	27.26	27.78	26.05	26.79	26.56	27.28	27.80
	12H	26.13	26.82	26.65	27.31	27.87	26.16	26.85	26.68	27.33	27.89
8H	4H	25.67	26.41	26.18	26.90	27.42	25.66	26.40	26.17	26.89	27.41
	6H	26.14	26.76	26.67	27.27	27.83	26.16	26.78	26.69	27.29	27.84
	8H	26.41	26.95	26.96	27.50	28.04	26.43	26.97	26.99	27.52	28.07
	12H	26.57	27.03	27.14	27.58	28.14	26.60	27.06	27.17	27.61	28.17
12H	4H	25.67	26.36	26.19	26.85	27.41	25.67	26.36	26.19	26.84	27.40
	6H	26.23	26.77	26.78	27.32	27.86	26.24	26.78	26.79	27.33	27.88
	8H	26.48	26.94	27.05	27.49	28.05	26.51	26.96	27.07	27.51	28.08
Variation with the observer position at spacings:											
S = 1.0H		0.3/-0.6					0.3/-0.6				
S = 1.5H		0.7/-1.2					0.7/-1.2				
S = 2.0H		1.6/-1.4					1.6/-1.4				
Standard tables:		BK3					BK3				
Uncorrected UGR		8.0					8.0				

依据CIE Publ. 117 计算 UGR, S/H = 0.25